


# IS219

## ISUZU NPR 85 – NLR 85 / L35

Dal 2010 - motore 4JJ1 - 3000cc – 4 cilindri – senza A/C – Euro 5

From 2010 – engine 4JJ1 - 3000cc – 4 cylinders – without A/C – Euro 5



### Istruzioni di montaggio kit innesto elettromagnetico Installation instruction of electromagnetic clutch kit




- Eliminare le viti di e lo spessore **S** della puleggia motore
- *Eliminate the screws and the thickness **S** of the motor pulley*




- Inserire la puleggia fornita e fissare con bulloni in dotazione
- *Insert the supplied pulley and secure it with supplied bolts*



- Fissare il supporto innesto elettromagnetico **1** nei fori filettati **A B C D E** mediante viti fornite
- *Using the provided screws for fix into the threaded holes **A B C D E** the support **1** of the electromagnetic clutch*




6




7

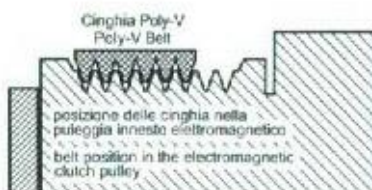
- Montare innesto elettromagnetico completo di pompa
- Montare e regolare cinghia .
  
- *Install electromagnetic clutch and pump.*
- *Assemble belt and adjust tension.*



8



9



10

- Montare e regolare la tensione della cinghia .
- *Assemble belt and adjust tension.*