

FI106

FIAT Ducato 120 / 130 / 150 Multijet

IVECO Daily 130 / 150 Multijet

Dal 2006 - motore 2286 cc - 4 cilindri - senza A/C

From 2006 - engine 2286 cc - 4 cylinders - without A/C



Istruzioni di montaggio kit innesto elettromagnetico

Electromagnetic clutch kit installation instructions





- Eliminare la puleggia motore
- Inserire la puleggia fornita P
- Fissare con bulloni originali

- *Eliminate the engine pulley*
- *Insert the supplied pulley P*
- *Secure with original bolts*




- Inserire un bullone TE 12x140 nel foro G poi fissare la staffa 1 nei fori filettati C D E F
- *Insert the bolt TE12x140 into the hole G then attach the bracket 1 into the threaded holes CDEF*



- Fissare la staffa 2 , con puleggia tendcinghia , interponendo i distanziali S , nei fori filettati A B H
- Secure the bracket 2, with idler pulley , by interposing the spacers S, into the threaded holes ABH



- Montare innesto elettromagnetico e pompa - Montare cinghia
- Install electromagnetic clutch and pump - Install belt



8

TABELLA GENERALE DI SERRAGGIO BULLONI (Nm)							
GENERAL TABLE OF TIGHTENING BOLTS (Nm)							
Qualità Quality	M6	M7	M8	M10	M12	M14	M16
8,8	10,3	17,1	25,5	50	87	138	210
10,9	14,7	24,5	35,3	70	122	194	299
12,09	17,6	28,4	42,1	85	147	235	358