

NI117


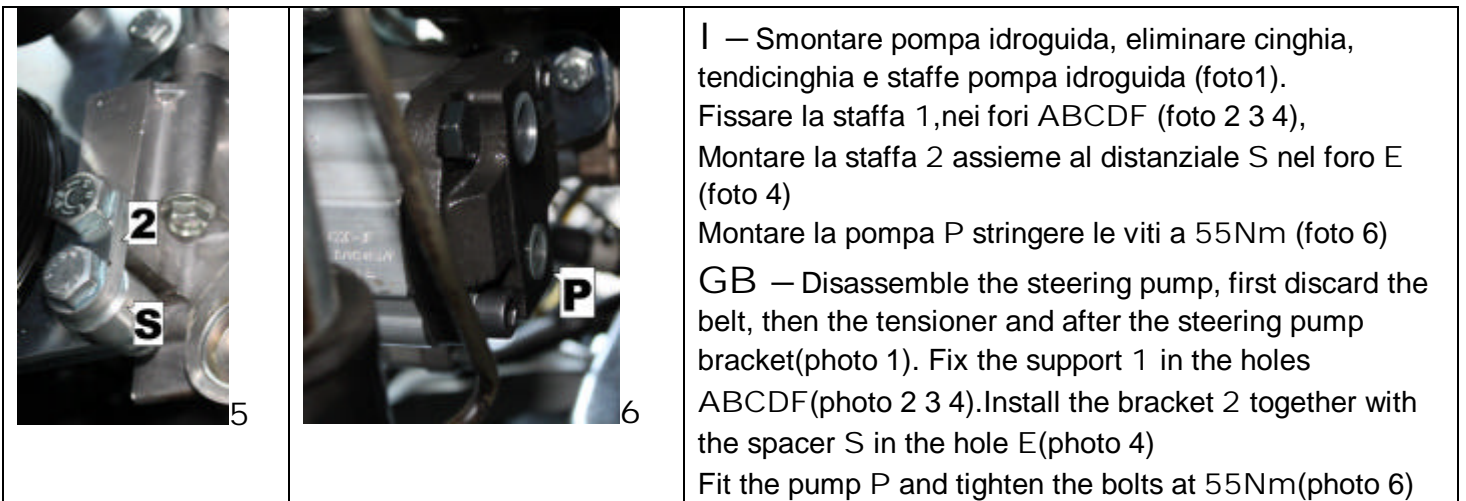

NISSAN Navara 2,5dCi

Dal 2011 – motore 2488 cc – 4 cilindri – con A/C

From 2011 – engine 2488 cc – 4 cylinders – with A/C


Istruzioni di montaggio kit innesto elettromagnetico

Electromagnetic coupling kit installation instructions



I – Accorciare tubo T e collegarlo alla pompa idroguida , collegare il raccordo R alla pompa idroguida , per poterlo ruotare può essere necessario allentare , momentaneamente , il raccordo R1

GB – Cut the tube T and fix it to the steering pump, then link the fitting R to the steering pump. To rotate it, it could be possible to loosen, for a short time, the fitting R1



I – Montare cinghia
Regolare tensione cinghia
GB – Assemble the belt and
regulate its tension