

# RE111

RENAULT Master 2010 // OPEL Movano 2010




NISSAN Interstar 2010 // VAUXHALL Movano 2010

Dal maggio 2010 – motore 2300 cc – 4 cilindri – senza A/C – con opzione PFMOT Traction (puleggia folle originale)

Since may 2010 – engine 2300 cc – 4 cylinders – without A/C – with option PFMOT Traction (original idler pulley)

Istruzioni di montaggio kit innesto elettromagnetico

Electromagnetic clutch kit installation instructions



- Allentare la cinghia , eliminare la puleggia folle PF (foto 1) , al suo posto , nei fori filettati A-B-C , montare il gruppo : innesto elettromagnetico – pompa – staffa , già assemblato (foto 2 e 3)
- Rimettere a posto la cinghia originale (foto 4)
- Loosen the belt , eliminate the idler pulley PF (photo 1) , in its place , in the threaded holes A-B-C install the assembled group : Electromagnetic clutch – pump – bracket (photos 2 and 3)
- Replace the original belt (photo 4)